

2018 RENAULT TALISMAN Intens

Car Details

Color: Red	CO ₂ NEDC Emission: 135 g/km
Fuel Type: Petrol	CO ₂ WLTP Emission: 0
Body Type: Wagon	Low CO ₂ Emissions: No
Number Of Doors: 4	Engine size: 1.6 l
Number Of Seats: 5	Cylinders: 4
Mileage: 150 417 km	Power: 110 kw, 150 Hp
VIN Code: VF1RFD00X60501398	Fuel Consumption: 6 l/100km
Gearbox: Automatic	Tire size: 245/45 18
Drive type: FWD	Longo Stock ID: N406007

Next Technical inspection date: 30.11.2024

 Longo Certified

Car photos



Diagnosis report of 2018 RENAULT TALISMAN Intens



Diagnosis details

Date of completion: 17.05.2023

Mileage on completion date: 150 417 km

Checked by Longo Shared Service certified diagnostics: Vytautas B., Arnas S., Mantas G.

This car has been thoroughly checked according to **Longo 150-point checklist** which covers Body exterior, Interior, and Mechanics, and we can confirm that it has never been involved in major accidents, has had regular maintenance, as well as mandatory road worthiness tests in the country of export.


Please note that certain general wear and tear issues are considered acceptable and may not be repaired.

Summary of diagnosed issues

During the comprehensive diagnosis conducted by Longo, a number of 11 issues were identified in the vehicle. 9 of these issues were effectively rectified, addressing them to ensure optimal performance and functionality. 2 of the diagnosed issues are deemed to be a result of fair wear and tear.

INTERIOR	EXTERIOR	MECHANICAL
✔ 1 issues rectified	✔ 1 issues rectified ✔ 2 fair wear and tear	✔ 7 issues rectified

Diagnosis process




Diagnosed issues repaired



Interior

1. FRONT: Window wash system - functioning of front and back

- ✔ Repair washer mechanism



Exterior

1. FRONT: Windscreen integrity - free from any damage that would exclude the vehicle from MOT test

- ✔ Windshield replacement



Mechanical

1. Other:

- ✔ Change tyres

2. Other:

✔ AC system evacuation/recharging

3. Brakes:

✔ Rear brake pads (all)

4. Engine:

✔ Engine oil

5. Engine:


✔ P Saki g sailentai

6. Engine:

✔ Oil filter

7. Engine:


✔ Krauti



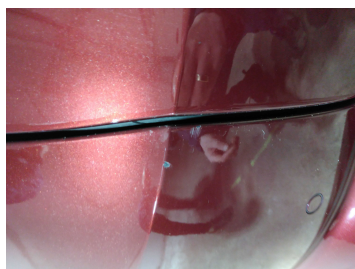
Fair wear and tear

Exterior

1. SIDE: Exterior mirrors - integrity of mirror itself and attachment to car



2. REAR: Rear bumper - condition and alignment



Longo 150-point checklist



Every vehicle is carefully examined according to Longo's comprehensive 150-point checklist, ensuring a thorough assessment of the car's exterior, interior, and mechanics. Depending on factors such as condition, mileage, and specifications, additional checks may be included or certain points from the list may be omitted.

1. Record the engine type	51. Roof - visual damage	101. Review replacement mileage of belt / chain and optically check for consistency with state
2. Record the fuel type	52. Any other audible signs (ie. rambling of loose parts, etc)	102. Check timing belt or chain for integrity
3. Record the transmission type	53. Check AdBlue level and add if necessary (only for diesel cars)	103. Check timing belt or chain for any audible signs of problems (start & while idling)
5. Record the VIN number	55. Check passenger chair airbag setting and reset to default	105. Check level of coolant or anti-freeze in tank
6. Record the mileage	56. Dashboard - condition; operation of buttons	106. Top up coolant if necessary
7. Record year car was manufactured	57. Steering wheel - condition	107. If coolant tank is filled with anti-freeze
8. Record the date of first registration	58. Steering wheel - operation of controls/buttons	108. Ensure engine cooling system is free of visual contamination
9. Record the date/mileage of the last service	59. Car horn - operation	109. Check quality of brake fluid using testing pen
10. Record the date/mileage of the next service due	60. Window wipers (front & rear) - functioning	110. Check level of brake fluid
11. Check car's maintenance history and manufacturer recall and safety campaigns	61. Window wash system - functioning of front and back	111. Check powersteering fluid color (if dark, replace)
12. Front lights (city, regular and full headlight, fog, indicator)	62. Rearview mirror - operation and integrity of attachment	112. Check powersteering fluid level
13. Front light height adjustment system	63. Sunvisors - operation and condition	113. Check oil level
14. Lights on car side	64. Drive pedals - condition	114. Check if tires are properly fitted (should be fitted in driving direction)
15. Rear lights (brake, fog, indicator)	65. Headlining - condition	115. Check tire profile
16. Numberplate lighting system	66. Roof items - electronic opening and condition	116. Check tire pressure
17. Rear reflectors	67. Navigation and Radio system - operation	117. Check additional set of tires - Check for any signs of cracks due to dehydration (if there is additional set of tires)
18. Windscreen integrity - free from any damage that would exclude the vehicle from MOT test	68. Rear view camera / proximity sensors - functioning	118. Check additional set of tires - Check tire profile (if there is additional set of tires)
19. Windscreen windows wiper rubbers and handles	69. Parking assistance systems - functioning	119. Check wheels for proper attachment (all bolt present and with correct tension)
20. Front bumper - condition and alignment	70. 12-volt and USB connectors - functioning	120. Check integrity and proper attachment of drivetrain system
21. Front grill - condition	71. Heating system - functioning	121. Check drivetrain attachment to engine for potential leaks
22. Hood - visual damage	72. Airco system - functioning	122. Check integrity, proper attachment of wheelhouse
23. Hood opening & holding mechanism	73. Window heating mechanism - functioning (front and rear)	123. Check wheelhouse for potential leaks
24. Hood sound insulation for condition	74. Seat heating system - functioning (driver and passenger)	124. Check for sings of slack while turning wheels to extreme position
25. Fire wall for condition	75. Seatbelts - functioning and locking mechanism	125. Check brake disks for integrity and potential oxidation
26. Window washer fluid level (and winter adequate fluid in winter)	76. Seat adjustment mechanisms - functioning (driver and passenger)	126. Check braking blocks for integrity and proper attachment
27. Integrity of front subframe	77. All seats - condition	127. Check braking blocks for thickness
28. Rear window integrity	78. Door handles - operation and condition	128. Check integrity of brake hoses (signs of cracks from dehydration, misshaping and leakages)
29. Rear windows wiper rubber and handle	79. Electronic opening of all windows - functioning	129. Check integrity of brake pipes (oxydation, misshaping and leakages)
30. Rear bumper - condition and alignment	80. Exterior side mirrors - electronic mirror controls, folding and adjustment mechanism	130. IF FITTED: check brake drums for audible signs of any issues while turning the wheels
31. Tow hitch (attachment, removal mechanism, external light connector, thickness of connector)	81. Interior lighting - basic functioning, damage	131. IF FITTED: check hand brake cables for integrity
32. Trunk - visual damage	82. Armrest - operation and condition	132. Check for audible signs of any issues while turning the wheel
33. Trunk - opening and holding mechanism	83. Front trims for condition	133. Check for signs of vibration on rear of wheel while turning at speed (check during Testdrive if indication of any problems)
34. Automatic closure mechanism of trunk - functioning	84. Rear trims for condition	134. Check for potential 'wobbling' of wheels while rapidly 'shaking' the wheel
35. Integrity of rear bottom plate	85. Door trims for condition	135. Check drive shaft covers for proper attachment and integrity (mainly tearing)
36. Fix new numberplate	86. Ceiling trims for condition	136. Check for slack on stub axles
37. Exterior mirrors - integrity of mirror itself and attachment to car	87. Gear shift boot/skirt and Gear shift knob - condition	137. Check attachment and integrity of stub axles covers
38. Wheels - condition	88. Parking brake for condition	138. Check for proper attachment and any slack
39. Body panel geometry	89. Floor mats for condition	139. Check integrity (mainly for breaks) of the springs
40. Car all along left side - visual damage / scratches	90. Parcel shelf - operation and condition	140. Check proper attachment of shock absorbers
41. Car all along right side - visual damage / scratches	91. Carpets in luggage area - condition	141. Check leakage of shock absorbers
42. All 4 doors - proper opening and closing, handles working properly, etc.	92. Luggage compartment lights	142. Check functioning of shock absorbers while putting pressure on the car
43. Battery capacity	93. Test drive (performed if there are any indications that test drive is needed)	143. Check engine mountings
44. Battery connectors - integrity and oxidation	94. OBD reading	144. Check integrity and proper attachment of fuel tank
45. Wiring integrity near battery	95. Satisfactory starting, general performance and behaviour of the vehicle	145. Check for potential leagues of fuel tank
46. Battery properly fixed in the car	96. Check key components for integrity and proper attachment: air intake system, radiator, main hoses, cables and connectors	146. Check for integrity of visible fuel lines (should not scrub against any part, and should be properly fixed near fuel pump)
47. Alternator charging the battery (14.2 volt)	97. Check drive (V-) belt for integrity (cracks and dehydration signs)	147. Check integrity and proper attachment of exhaust system
48. Locking mechanism on all doors and trunk, including fuel hatch	98. Check drive (V-) belt for tension	148. Check for leakages all along the exhaust system
49. Children's lock - functioning	99. Check serpentine (multi-) belt for integrity (cracks and dehydration signs)	149. IF ANY SIGNS OF REMOVAL: check presence of DPF filter OR Cathalysator
50. Fuel filler system	100. Check serpentine (multi-) belt for tension	150. Check for any signs of cracks due to dehydration