

## 2013 RENAULT MEGANE GT-Line

### Car Details

Color: Black	CO <sub>2</sub> NEDC Emission: 88 g/km
Fuel Type: Diesel	CO <sub>2</sub> WLTP Emission: 0
Body Type: Wagon	Low CO <sub>2</sub> Emissions: Yes
Number Of Doors: 4	Engine size: 1.5 l
Number Of Seats: 5	Cylinders: 4
Mileage: 198 111 km	Power: 81 kw, 110 Hp
VIN Code: VF1KZX40648874778	Fuel Consumption: 3.4 l/100km
Gearbox: Manual	Tire size: 205/60 16
Drive type: FWD	Longo Stock ID: N510206

**Next technical inspection date: 08.02.2026**

 Longo Certified

### Car photos



# Diagnosis report of 2013 RENAULT MEGANE GT-Line



## Diagnosis details

**Date of completion:** 05.02.2024

**Mileage on completion date:** 198 111 km

**Checked by Longo Shared Service certified diagnostics:** Arnas S., A. R., Mindaugas G., Tautvydas B.

This car has been thoroughly checked according to **Longo 150-point checklist** which covers Body exterior, Interior, and Mechanical condition. We can confirm that it has never been involved in major accidents and has had regular maintenance, as well as mandatory roadworthiness tests in the country of export.

Please note that certain general wear and tear issues are considered acceptable and may not be repaired.

## Summary of diagnosed issues

During the comprehensive diagnosis conducted by Longo, 35 issues were identified in the vehicle. 15 of these issues were rectified. 20 of the diagnosed issues are deemed to be fair wear and tear.

### INTERIOR

- ✔ 1 issue rectified
- ✔ 9 fair wear and tear

### EXTERIOR

- ✔ 4 issues rectified
- ✔ 9 fair wear and tear

### MECHANICAL

- ✔ 10 issues rectified
- ✔ 2 fair wear and tear

## Diagnosis process



# Diagnosed issues repaired




## Interior

---

### 1. FRONT: Sunvisors - operation and condition

- ✔ Change sun visor



## Exterior

---

### 1. LIGHTS: Rear lights (brake, fog, indicator) - basic functioning, damage, color

- ✔ Change rear lights



### 2. LIGHTS: Light Bulbs

- ✔ Change bulb for numberplate lights



---

### 3. FRONT: Hood opening & holding mechanism

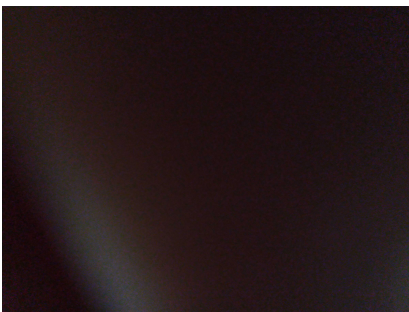
- ✔ Change hood holding mechanism



---

### 4. FRONT: Hood opening & holding mechanism

- ✔ Change hood holding mechanism



---

## Mechanical

### 1. OTHER:

- ✔ Engine oil & filter change

### 2. OTHER:

✔ Charge the battery

---

**3. OTHER:**

✔ Change tyres

---

**4. OTHER:**

✔ Regeneration

---

**5. OTHER:**

✔ OBD reading

---

**6. COOLING SYSTEM:**

✔ Thermostat

---

**7. GENERAL ELECTRICS:**

✔ Glow plug

---

**8. SUSPENSION:**

✔ Suspension lower arm

---

**9. SUSPENSION:**

✔ Anti-roll bar link - outer

---

**10. BRAKES:**

✔ .

---

## Interior

---

### 1. INSIDE: Carpets - condition



### 2. INSIDE: Gear shift boot/skirt and Gear shift knob - condition



### 3. INSIDE: Parcel shelf - operation and condition



### 4. INSIDE: Gear shift boot/skirt and Gear shift knob - condition



---

**5. FRONT:** Steering wheel - condition



---

**6. DOORS:** All 4 doors - proper opening and closing, handles working properly, etc.



---

**7. DOORS:** Electronic opening of all windows - functioning



**8. DOORS:** Electronic opening of all windows - functioning



**9. OPERATION:** Airco system - functioning

**Exterior**

---

**1. REAR:** Trunk - visual damage



**2. REAR:** Rear bumper - condition and alignment



**3. SIDE:** Left and right side - visual damage / scratches





---

**4. SIDE:** Left and right side - visual damage / scratches




---

**5. SIDE:** Left and right side - visual damage / scratches



---

**6. SIDE:** Left and right side - visual damage / scratches




**7. SIDE:** Left and right side - visual damage / scratches



**8. LIGHTS:** Front lights (city, regular and full headlight, fog, indicator) - basic functioning, damage, color




**9. BATTERY:** Battery properly fixed in the car



## Mechanical

---

**1. GENERAL ELECTRICS:** Fiskes



---

**2. BRAKES:** Front brake disc (both)



# Longo 150-point checklist



Every vehicle is carefully examined according to Longo's comprehensive 150-point checklist, ensuring a thorough assessment of the car's interior, exterior, and mechanical condition. Depending on the factors such as condition, mileage, and specifications, additional checks may be included or certain points from the list may be omitted.

1. Record the engine type	51. Roof - visual damage	101. Review replacement mileage of belt / chain and optically check quality
2. Record the fuel type	52. Check AdBlue level and add if necessary (only for diesel cars)	102. Check timing belt or chain for integrity
3. Record the transmission type	53. Check AdBlue level and add if necessary (only for diesel cars)	103. Check timing belt or chain for any audible signs of problems (start & while idling)
4. Record the registration number	54. Check key - functioning and condition	104. Check for any signs of leakage of any liquids
5. Record the VIN number	55. Check passenger chair airbag setting and reset to default	105. Check level of coolant or anti-freeze in the tank
6. Record the mileage	56. Dashboard - condition; operation of buttons	106. Add coolant if necessary
7. Record the year the car was manufactured	57. Steering wheel - condition	107. Check if coolant tank is filled with anti-freeze
8. Record the date of first registration	58. Steering wheel - operation of controls/buttons	108. Ensure engine cooling system is free of visual contamination
9. Record the date/mileage of the last service	59. Car horn - operation	109. Check quality of brake fluid using the testing pen
10. Record the date/mileage of the next service due	60. Window wipers (front & rear) - functioning	110. Check the level of brake fluid
11. Check car's maintenance history and manufacturer recall and safety campaigns	61. Window wash system - functioning (front & rear)	111. Check powersteering fluid color (if dark, replace)
12. Front lights (city, regular and full headlight, fog, indicator) - functioning & condition	62. Rearview mirror - operation and integrity of attachment	112. Check powersteering fluid level
13. Front light height adjustment system - functioning & condition	63. Sunvisors - operation and condition	113. Check oil level
14. Lights on car sides - functioning & condition	64. Rearview mirror - operation and integrity of attachment	114. Check if tyres are properly fitted (should be fitted in driving direction)
15. Rear lights (brake, fog, indicator) - functioning & condition	65. Headlining - condition	115. Check tyre profile
16. Numberplate lighting system - functioning & condition	66. Roof items - electronic opening and condition	116. Check tyre pressure
17. Rear reflectors - condition	67. Navigation and radio system - operation	117. Check the additional set of tyres - check for any signs of cracks due to dehydration (if there is an additional set of tyres)
18. Windscreen integrity - free from any damage that would exclude the vehicle from MOT test	68. Rear view camera / proximity sensors - functioning	118. Check additional set of tires - Check tire profile (if there is additional set of tires)
19. Windscreen windows wiper rubbers and handles - condition	69. Parking assistance systems - functioning	119. Check the wheels for proper attachment (all bolts present and with correct tension)
20. Front bumper - condition and alignment	70. 12-volt and USB connectors - functioning	120. Check the integrity and proper attachment of drivetrain system
21. Front grill - condition	71. Heating system - functioning	121. Check the drivetrain attachment to engine for potential leaks
22. Hood - visual damage	72. Aircon system - functioning	122. Check the integrity and the proper attachment of the wheelhouse
23. Hood opening & holding mechanism	73. Window heating mechanism - functioning (front & rear)	123. Check the wheelhouse for potential leaks
24. Hood sound insulation for condition	74. Seat heating system - functioning (driver & passenger)	124. Check for sings of slack while turning wheels to extreme position
25. Fire wall for condition	75. Seatbelts - functioning and locking mechanism	125. Check the brake disks for integrity and potential oxidation
26. Window washer fluid level (and adequate winter washer fluid)	76. Seat adjustment mechanisms - functioning (driver & passenger)	126. Check the brake pads for integrity and proper attachment
27. Integrity of front subframe	77. All seats - condition	127. Check the brake pads for thickness
28. Rear window integrity	78. Door handles - operation and condition	128. Check the integrity of brake hoses (signs of cracks from dehydration, misshaping and leakages)
29. Rear windows wiper rubber and handle	79. Electronic opening of all windows - functioning	129. Check the integrity of brake pipes (oxydation, misshaping and leakages)
30. Rear bumper - condition and alignment	80. Exterior side mirrors - electronic mirror controls, folding and adjustment mechanism	130. IF FITTED: check the brake drums for audible signs of any issues while turning the wheels
31. Tow hitch (attachment, removal mechanism, external light connector, thickness of connector) - functioning & condition	81. Interior lighting - basic functioning, damage	131. IF FITTED: check the hand brake cables for integrity
32. Trunk - visual damage	82. Armrest - operation and condition	132. Check for audible signs of any issues while turning the wheel
33. Trunk - opening and holding mechanism	83. Front trims for condition	133. Check for signs of vibration on rear of the wheel while turning at speed (check during Testdrive if any indication of problems)
34. Automatic closure mechanism of trunk - functioning	84. Rear trims for condition	134. Check for signs of vibration on rear of the wheel while turning at speed (check during Testdrive if any indication of problems)
35. Integrity of rear bottom plate	85. Door trims for condition	135. Check the drive shaft covers for proper attachment and integrity (mainly tearing)
36. Fix new numberplate	86. Ceiling trims for condition	136. Check for slack on stub axes
37. Exterior mirrors - integrity of mirror itself and attachment to the car	87. Gear shift boot/skirt and Gear shift knob - condition	137. Check the attachment and integrity of stub axes covers
38. The state of the wheels	88. Parking brake for condition	138. Check for proper attachment and any slack
39. Check body panel geometry	89. Floor mats for condition	139. Check the integrity of the springs (mainly for breaks)
40. Car all along the left side - visual damage / scratches	90. Parcel shelf - operation and condition	140. Check the proper attachment of shock absorbers
41. Car all along the right side - visual damage / scratches	91. Carpets in luggage area - condition	141. Check leakage of shock absorbers
42. All 4 doors - proper opening and closing, handles working properly, etc.	92. Luggage compartment lights - functioning	142. Check the functioning of the shock absorbers while putting pressure on the car
43. Battery capacity	93. Test drive (performed if there are any indications that test drive is needed)	143. Check the engine mountings
44. Battery connectors - integrity and oxidation	94. OBD reading	144. Check the integrity and proper attachment of the fuel tank
45. Wiring integrity near battery	95. Satisfactory starting, general performance and the state of the vehicle	145. Check for potential fuel tank leaks
46. Battery properly fixed in the car	96. Check key components for integrity and proper attachment: air intake system, radiator, main hoses, cables and connectors	146. Check for integrity of visible fuel lines (should not scrub against any part and should be properly fixed near fuel pump)
47. Alternator charging the battery (14.2 volt)	97. Check drive (V-) belt for integrity (cracks and dehydration signs)	147. Check the integrity and proper attachment of exhaust system
48. Locking mechanism on all doors and trunk including fuel hatch - functioning	98. Check drive (V-) belt for tension	148. Check for leakages all along the exhaust system
49. Children's lock - functioning	99. Check serpentine (multi-) belt for integrity (cracks and dehydration signs)	149. IF ANY SIGNS OF REMOVAL: check presence of DPF filter or catalytic converter
50. Fuel filler system - functioning	100. Check serpentine (multi-) belt for tension	150. Check under the car for any signs of cracks due to dehydration